

T Tauri stars

low-mass pre main sequence stars

Transition objects between earlier stages of collapse, ~~is~~ still shrouded in dust & only visible in IR, and main sequence stars

Unstable environment : mass loss ("P Cygni profiles"), rapid variations in luminosity, etc

These stars are found to be on the pre-mainsequence evolutionary tracks when T, L are measured.

12.3 Pre-Main-Sequence Evolution

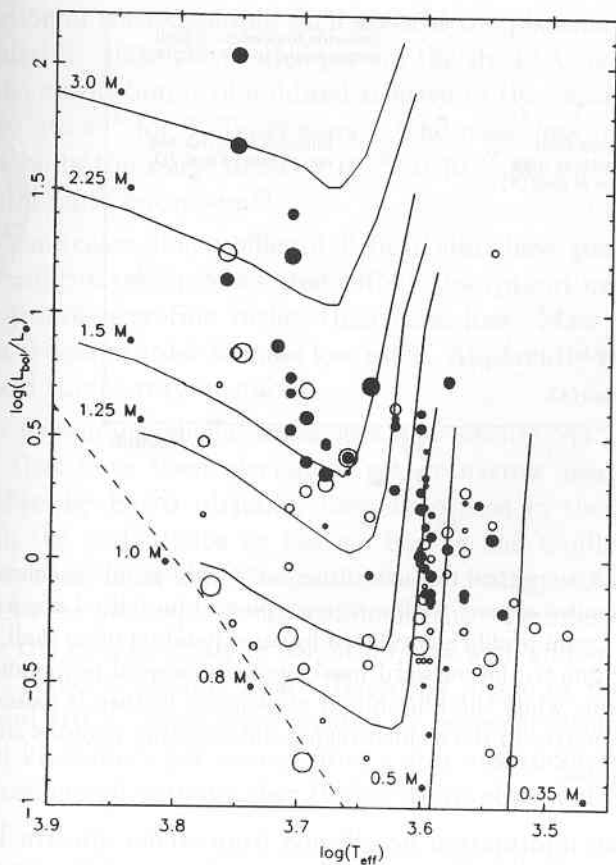


Figure 12.11 The positions of T Tauri stars on the H-R diagram. The sizes of the circles indicate the rate of rotation. Stars with strong emission lines are indicated by filled circles and weak emission line stars are represented by open circles. Theoretical pre-main-sequence evolutionary tracks are also included. (Figure from Bertout, *Annu. Rev. Astron. Astrophys.*, 27, 351, 1989. Reproduced with permission from the *Annual Review of Astronomy and Astrophysics*, Volume 27, ©1989 by Annual Reviews Inc.)

Early stages of collapse of protostar

Jean's mass : minimum mass for grav. collapse

$$M_J \propto T^{3/2} \rho^{-1/2}$$

Early collapse is isothermal as cloud density low & it is optically thin

Q. What happens to the Jean's mass as the isothermal collapse proceeds?

$$\rho \uparrow \text{ so } M_J \downarrow$$

Smaller regions (smaller masses) become gravitationally unstable

→ FRAGMENTATION

This is why stars (particularly young ones) are found in clusters

Youngest clusters are known as O-B associations

Q It is likely that stars of all masses are formed, and ~~and~~ in fact low-mass stars are more common. Why are they called O-B ass^{ns}?

Many young star clusters disperse as they become older, but dense clusters or those that live away from the disk most of the time can survive

OB associations - groups of very young
high mass stars (some lower mass stars
too)

- not gravitationally bound; expanding
& will dissolve into field.

How is it possible for a gravitationally
bound cloud to give birth to a
gravitationally unbound association?

Evolution after the main sequence

Once a star arrives on the main sequence, it is burning $H \rightarrow He$ in its core.

Mean molecular weight in core is slowly increasing

Recall ideal gas law

$$P = \frac{\rho k T}{\mu m_H}$$

↑
mean molecular weight

Q If ρ, T stay unchanged, what happens to the pressure? How will the star's structure adjust?

If pressure in core decreases, it will not be able to support overlying layers of the star.

So, the core will be compressed.

Gravitational potential energy released

Virial theorem: half energy is radiated away, half goes into increasing temperature.

Nuclear reaction rate for p-p chain
(near 1.5×10^7 K)
goes as $\rho X^2 T_6^4$

X is mass fraction of hydrogen
 T_6 is temp in units of 10^6 K.

Mass fraction of hydrogen is decreasing
as $H \rightarrow He$

BUT $\rho \uparrow$ and $T \uparrow$ and these
terms win

Reaction rate goes up and so
luminosity of star slowly increases

→ Star leaves the Zero Age Main
Sequence

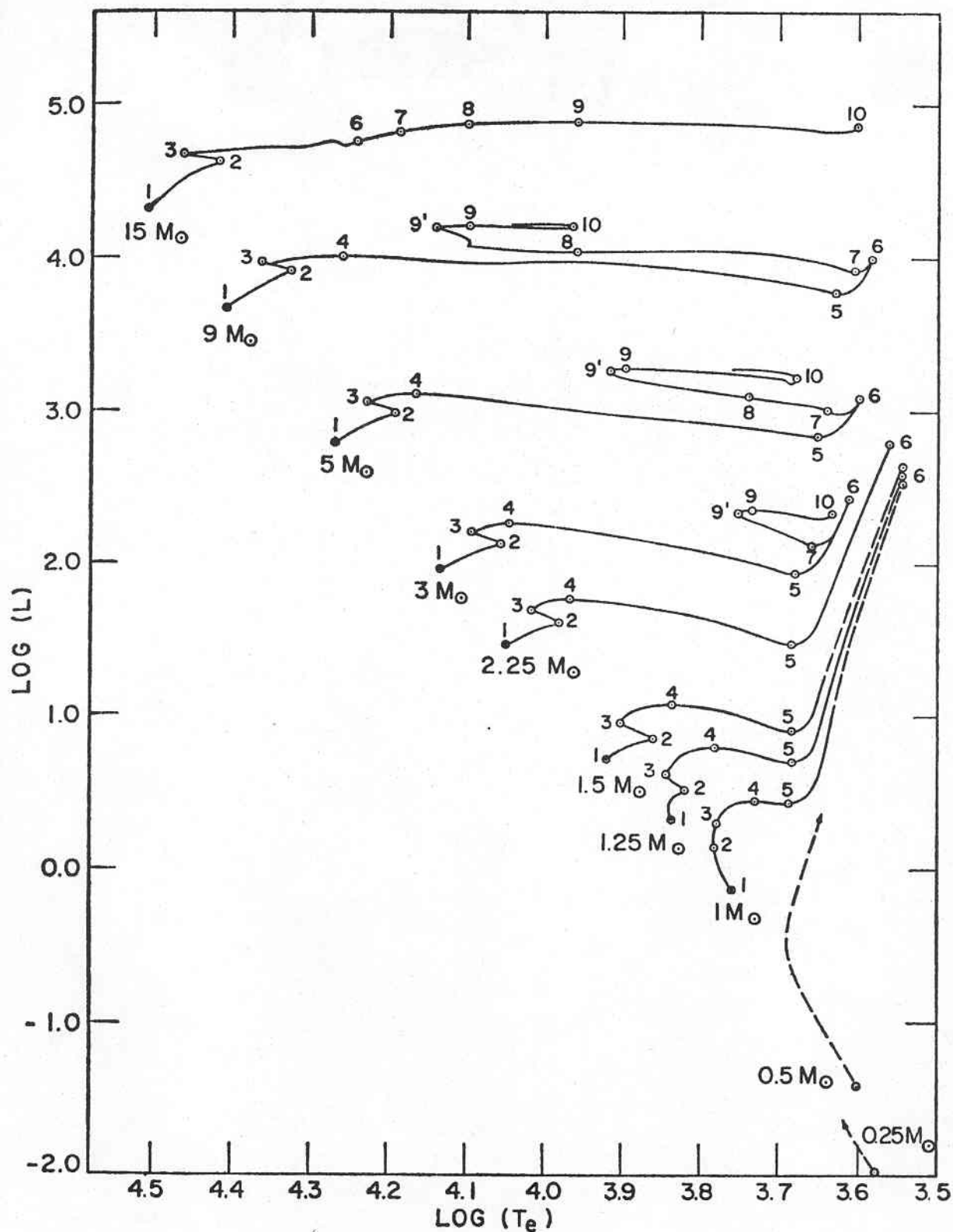


Figure 13.1 Main-sequence and post-main-sequence evolutionary tracks of stars with an initial composition of $X = 0.708$, $Y = 0.272$, and $Z = 0.020$. (Figure from Iben, *Annu. Rev. Astron. Astrophys.*, 5, 571, 1967. Reproduced with permission from the *Annual Review of Astronomy and Astrophysics*, Volume 5, ©1967 by Annual Reviews Inc.)

Why stars leave the main sequence (properly)

Stable main-sequence star is in equilibrium:

inward force of gravity

balanced by

outward force of gas & radiation pressure
(caused by fusion)

But it's core, where fusion is going on,
is slowly being turned from hydrogen to
helium.

What happens when there is no hydrogen
left in the core?

Can we see the helium increase in the
star's spectrum?

Fairly quickly, in a star the mass of the Sun, this gravitational heating will heat the shell of hydrogen just outside the core & start fusion there.

called hydrogen shell burning.

A star's luminosity is determined by its surface temperature & surface area. At point 3 in the diagram the star's luminosity is slightly higher but the temperature is almost unchanged. What does this imply about the star's diameter?

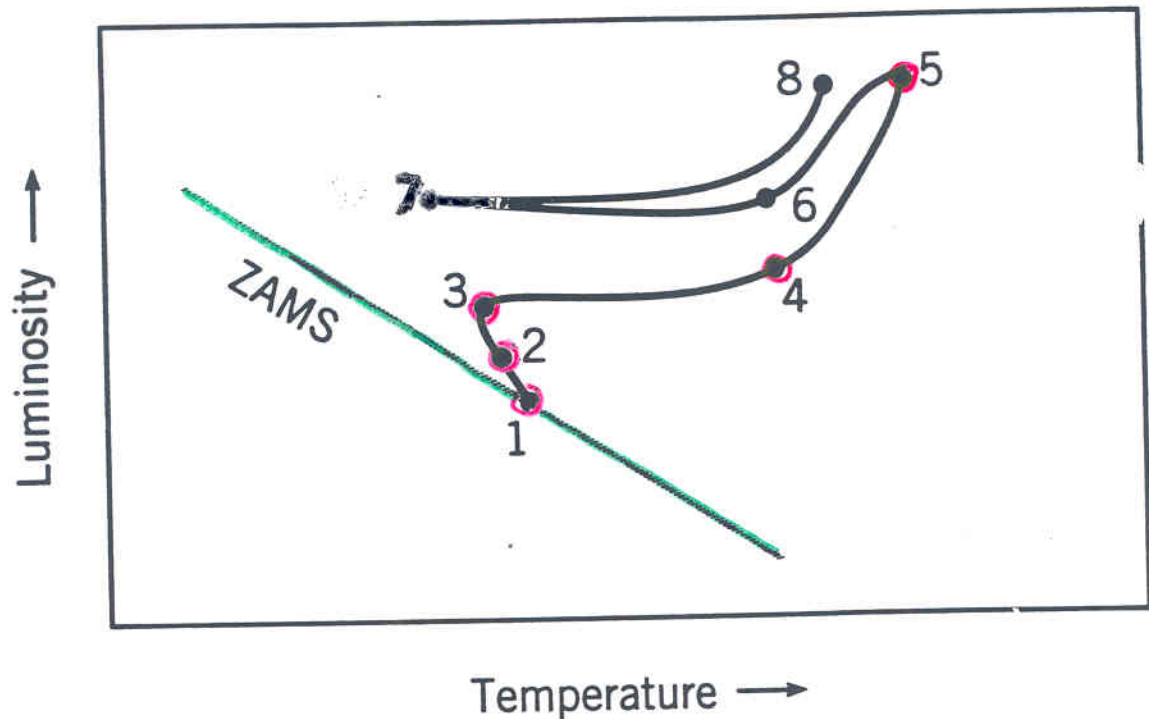


FIGURE 18-3. A schematic diagram of the evolutionary track of a star of one solar mass in the Hertzsprung-Russell diagram. The events occurring at each numbered point are discussed in the text.

- Most of photons generated in hydrogen-burning shell do not easily escape the star, but are absorbed by outer layers & cause them to expand

core contracts H burning in shell

outer layers expand - energy from shell

- So as envelope expands, it cools
(just as gases expanding out of aerosol can cool)
- So temperature of star's surface decreases (4)
- Then whole envelope becomes convective, energy can get out, star gets more luminous & becomes a red giant (5)

Evolution during red giant phase is

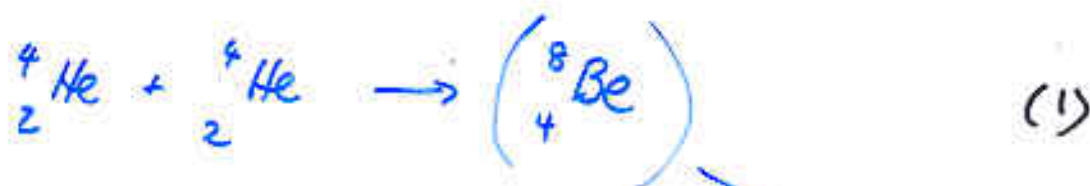
FAST compared to main sequence

lifetime so red giants are relatively rare.

Question: there are several well-known bright red giants in the night sky — how can this be if red giants are rare?

Core continues to contract and heat until it reaches a temperature of 10^8 K - ~~is~~ ten times its main sequence temperature

This is hot enough for helium nuclei to fuse to make carbon



very soon after

unstable



TRIPLE ALPHA reaction

(3)

Need high enough ρ, T for reaction 2 to happen before Be decays

Helium ignition can happen so quickly that it is explosive (HELIUM FLASH)

if the core is so dense that it becomes degenerate

In this case, increasing temperature does not increase pressure as in an ideal gas (normally in a star)

So star does not expand (as usual)

We call this a thermal runaway

Question What is likely to happen when all the core He is burnt to carbon?

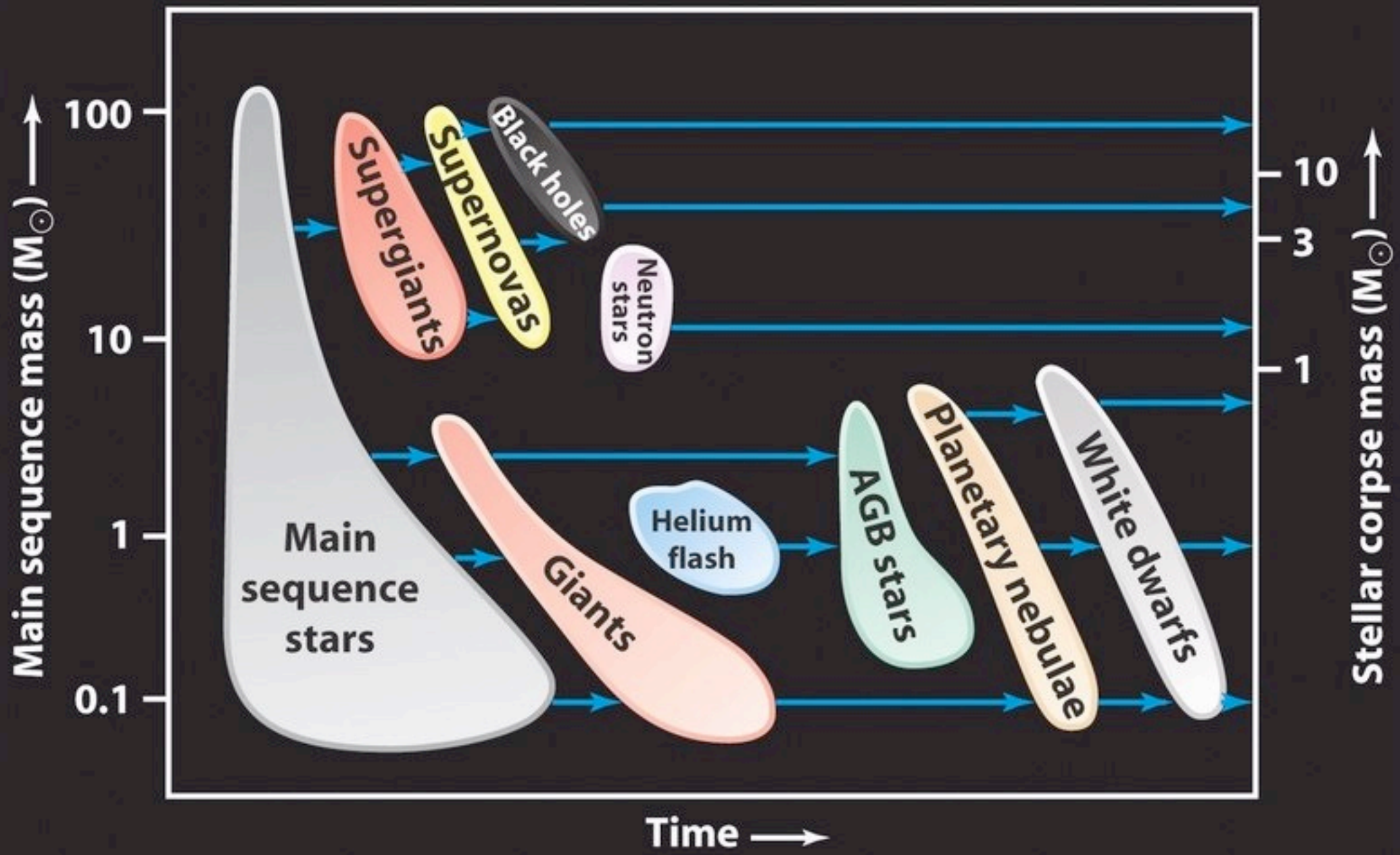
low-mass stars (cont)

Horizontal branch : core He burning
shell H burning

Asymptotic giant branch (AGB)

- : C-O core
- : shell He burning
- : shell H burning

- Stars pulsate (long-period variables) at & near top of AGB
- Star loses remaining H envelope, puffs off shells; seen in ^{IR &}radio (OH/IR stars) and as "planetary nebulae".
- Central star has little H left; never gets hot enough to ignite C & O.
Becomes a white dwarf.



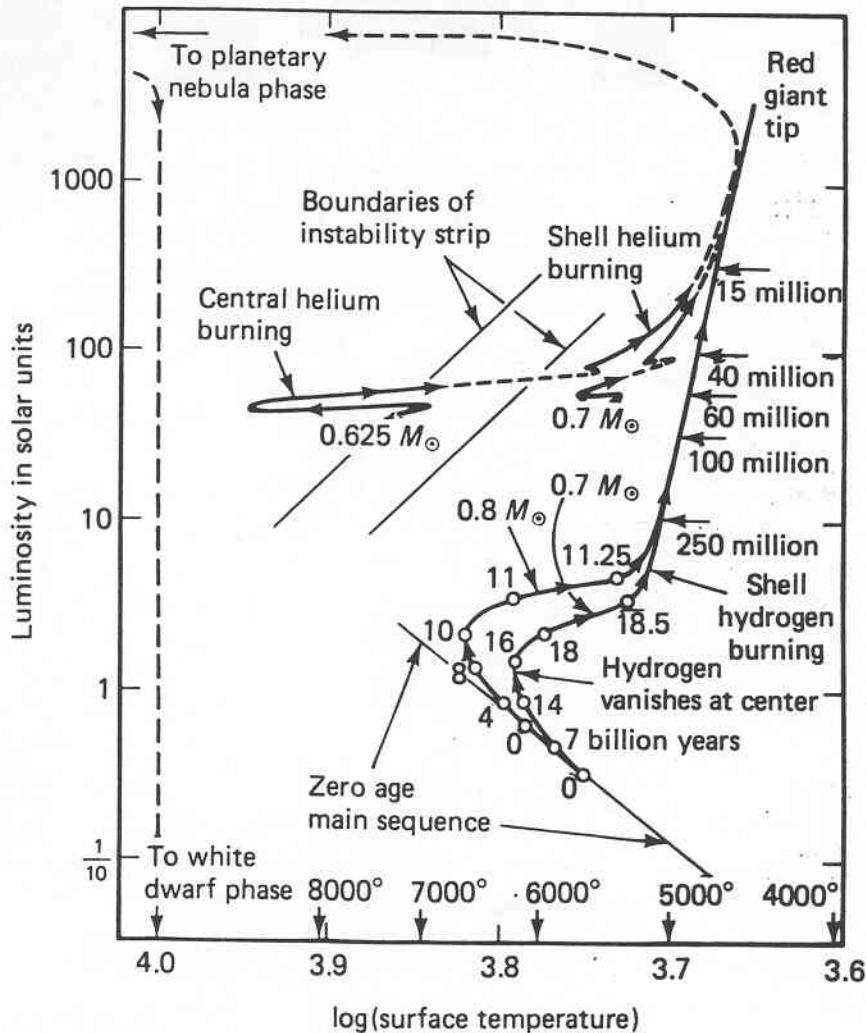


Fig. 14.11. Evolutionary tracks for population II stars with 0.7 and $0.8 M_{\odot}$. A helium abundance of $Y = 0.30$ and a heavy element abundance of $Z = 10^{-3}$ was used. On the main sequence and subgiant branches evolution times since arrival on the zero age main sequence are given in billions of years. On the red giant branch evolution times from one arrow to the next are given in millions of years. Also indicated is the instability strip, the T_{eff}, L domain in which stars start to pulsate (see Chapter 17). From the tip of the asymptotic giant branch the stars probably evolve through the planetary nebula stage to become white dwarfs as indicated by the long dashed lines. From Iben (1971).



White dwarfs

Final stage of evolution of low-mass stars (central star of planetary nebula becomes white dwarf) ...
~ size of Earth

Q Why do you think the error bars are so large in the top part of the diagram?

Types of white dwarfs

temp can range from 5000 K \rightarrow 80,000 K

DA - most common

- broad H lines only in spectrum

DB - no H lines, only He

DC - no lines at all!

— almost all C & O —

White dwarf cooling

There are no nuclear reactions in a white dwarf — it is a ball of inert C & O which may have a small H/He atmosphere

Q What is the source of its luminosity?

→ Thermal energy $U = \frac{3}{2} N k T_c$

~~N~~

interior
temp

We can derive luminosity from

$$L = - \frac{dU}{dt} \quad \text{and eq'ns of stellar structure}$$

Find that

$$L_{wd} = L_0 \left(1 + \frac{5}{2} \frac{t}{\tau_0} \right)^{-7/5}$$

τ_0 is cooling timescale @ $T_0 \sim 2 \times 10^8 \text{ yr}$

We can use this to estimate

the age of clusters and of

the stellar disk (and compare with
stellar evolution ages)

As nuclei cool they eventually

settle into a solid:

'crystallization'

Electron degeneracy

- No 2 electrons can occupy exactly the same quantum state
(Pauli exclusion principle)

• Uncertainty principle :

$$\Delta p \Delta x \gtrsim \hbar$$

(can be thought of as defining available quantum states)

A classical (ideal) gas will have no motion at $T=0$

A degenerate electron gas does

Very high density e^- gas :

$\Rightarrow \Delta x$ between neighboring electrons very small

$\Rightarrow \Delta p$ must be correspondingly large

- Electrons must have momenta that differ by $\geq \frac{h}{\Delta x}$ or Pauli exclusion principle is violated (strictly, can have 2 because of spin)
- So some electrons have very high momenta
- This leads to a high pressure which is independent of ~~temp~~ temperature in the case of complete degeneracy.

$$P \propto \rho^{5/3} \quad (\text{non-relativistic } e^- \text{ degeneracy})$$

$$\neq P \propto \rho T \quad (\text{ideal gas})$$

How dense do we need to be?

White dwarfs have density $\sim 10^6 \text{ g/cm}^3$

at 10^7 K , degeneracy pressure is
 $\sim 100 \times$ thermal pressure!

Mass-radius relation

The more massive a white dwarf, the smaller it is:

$$\text{Hydrostatic} \equiv^m \frac{dP}{dr} = -\rho g_r$$

$$\text{one shell approx.} \quad \frac{P_c}{R} = \frac{M}{\frac{4}{3}\pi R^3} \cdot \frac{GM}{R^2}$$

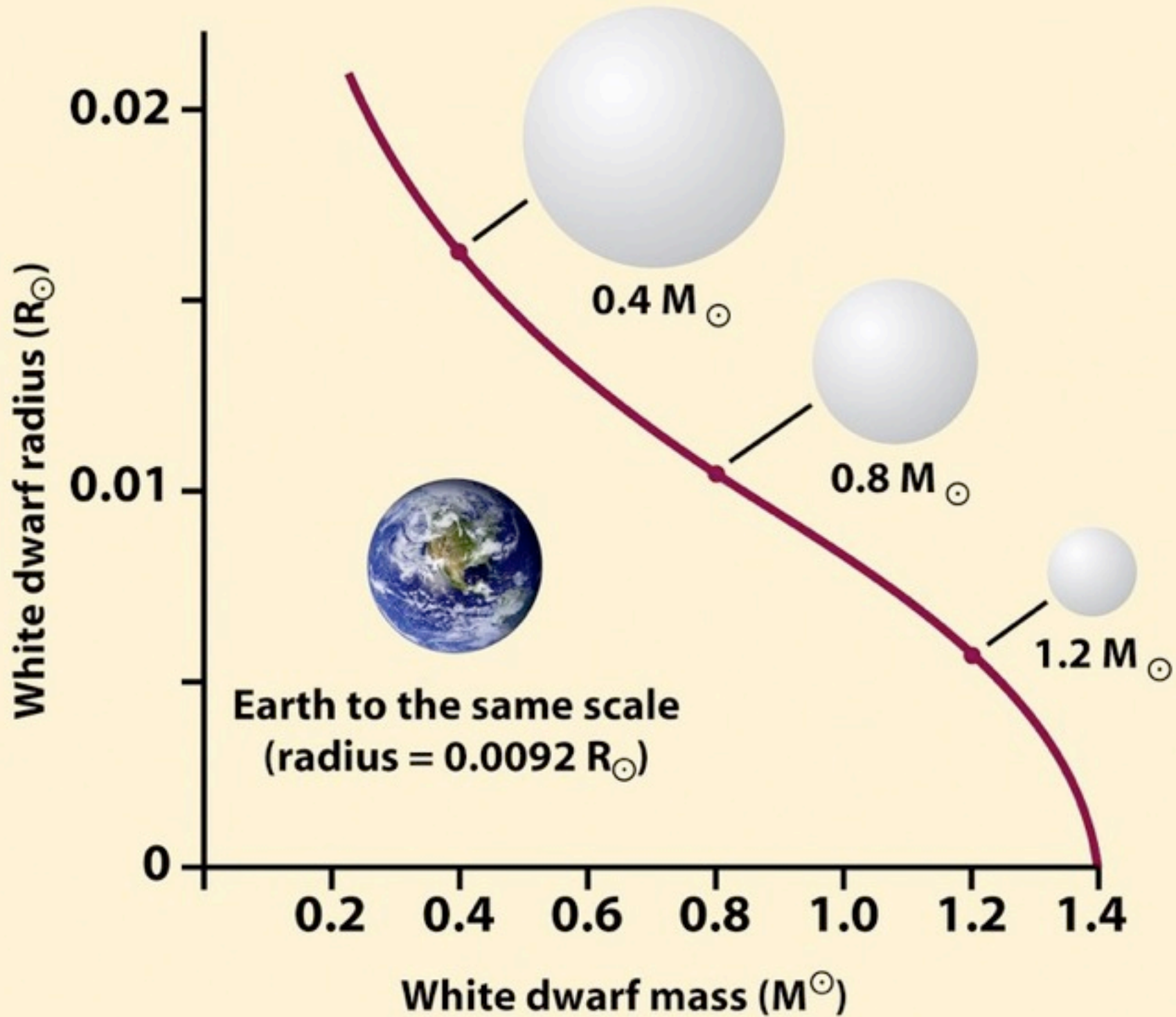
$$P_c \approx \frac{GM^2}{R^4}$$

$$\text{Now } \rho \propto \rho^{5/3} \propto \left(\frac{M}{R^3} \right)^{5/3}$$

$$\text{So } \left(\frac{M}{R^3} \right)^{5/3} \propto \frac{GM^2}{R^4}$$

$$\frac{M^{5/3}}{R^5} \propto \frac{GM^2}{R^4}$$

$$\Rightarrow R \propto M^{-1/3}$$



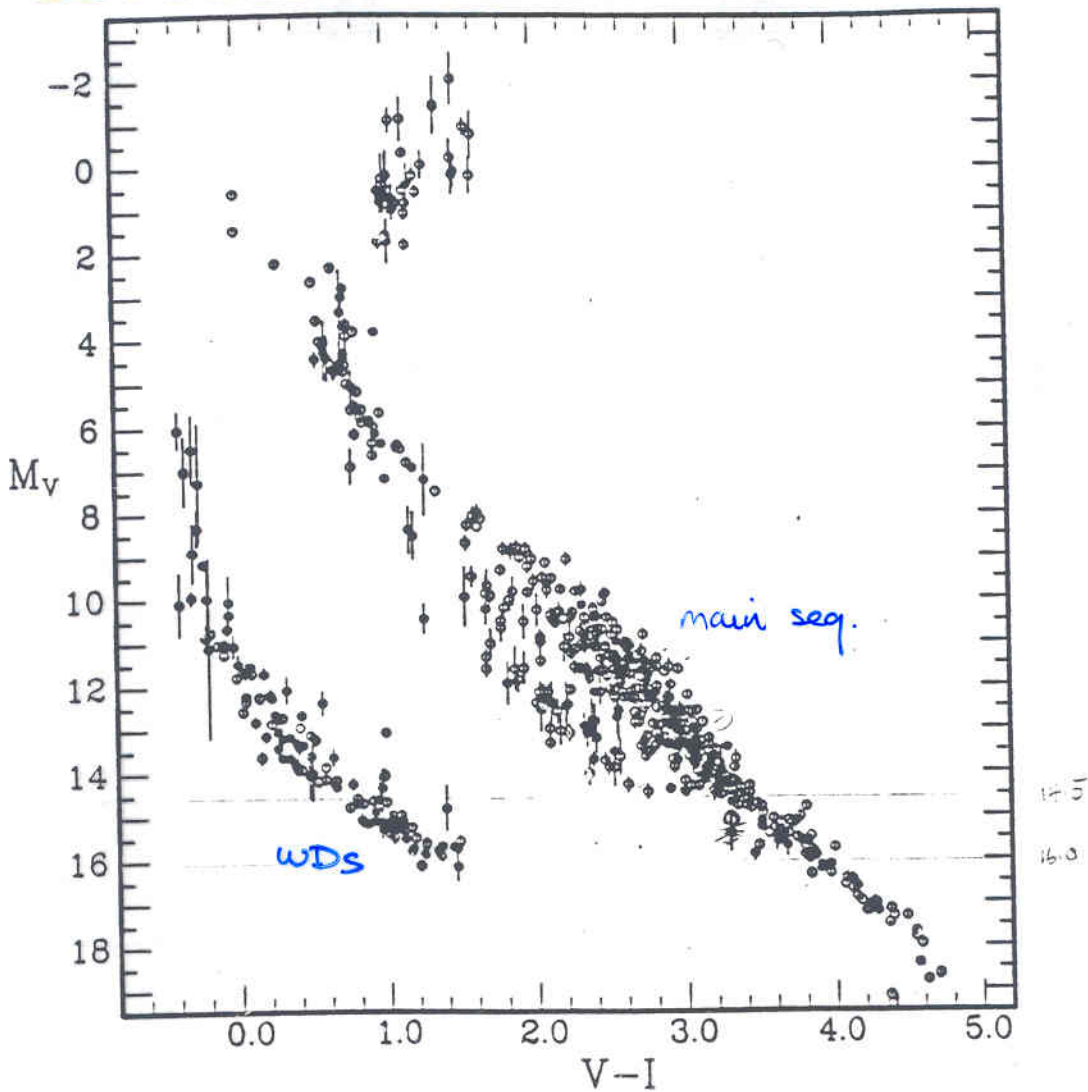


Fig. 1.1. The M_V vs $V-I$ color-magnitude diagram for a selection of 680 stars with (a) published USNO parallaxes (open circles; see text) or (b) unpublished but completed or nearly completed USNO parallaxes (filled circles).

Fig. 1.1 shows the M_V vs $V-I$ color-magnitude diagram for a selection of 510 stars with published USNO parallaxes along with 170 of the completed or nearly completed stars. The stars with published parallaxes in the figure were selected for meeting the following criteria: formal mean errors in M_V of a) $\leq \pm 0.20$ for the dwarfs, b) $\leq \pm 0.40$ for the subdwarfs, and c) $\leq \pm 0.15$ for the degenerates. (Giants and subgiants are shown, irrespective of the parallax quality, due to the small numbers of such stars.) All points are plotted with ± 1 m.e. error bars but, due to the scale of the diagram, they often do not show.

There is a limit to the mass that e^- degeneracy pressure can support against gravity - WHY?

Chandrasekhar limit

We can estimate the speed of electrons in a white dwarf like Sirius B:
(see C&O for calculation)

$$v \approx 1.1 \times 10^{10} \text{ cm/s}$$

ie $\frac{1}{3}$ speed of light!

If star is more massive, density \uparrow
and $v \uparrow$

Finite speed of light imposes limit
on mass of a white dwarf

Chandrasekhar limit $M = 1.44 M_{\odot}$

Q Imagine a white dwarf star
close to the Chandrasekhar limit
in a close binary system, accreting
mass from its companion. What
might happen?

This is one theory for the origin of
a Type I supernova.